



Joson-Care 2024

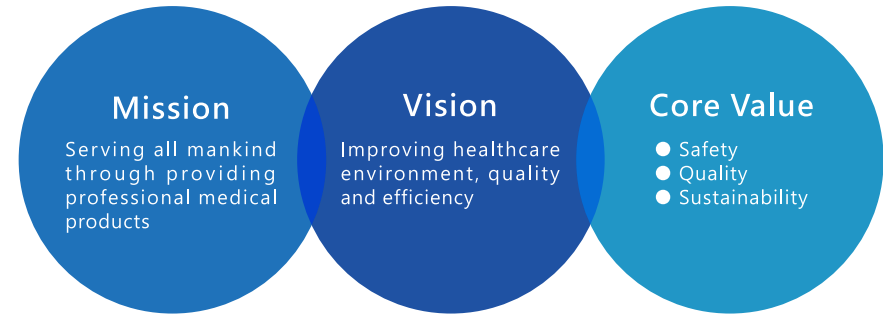


Safety Quality Sustainability






Business
Concept

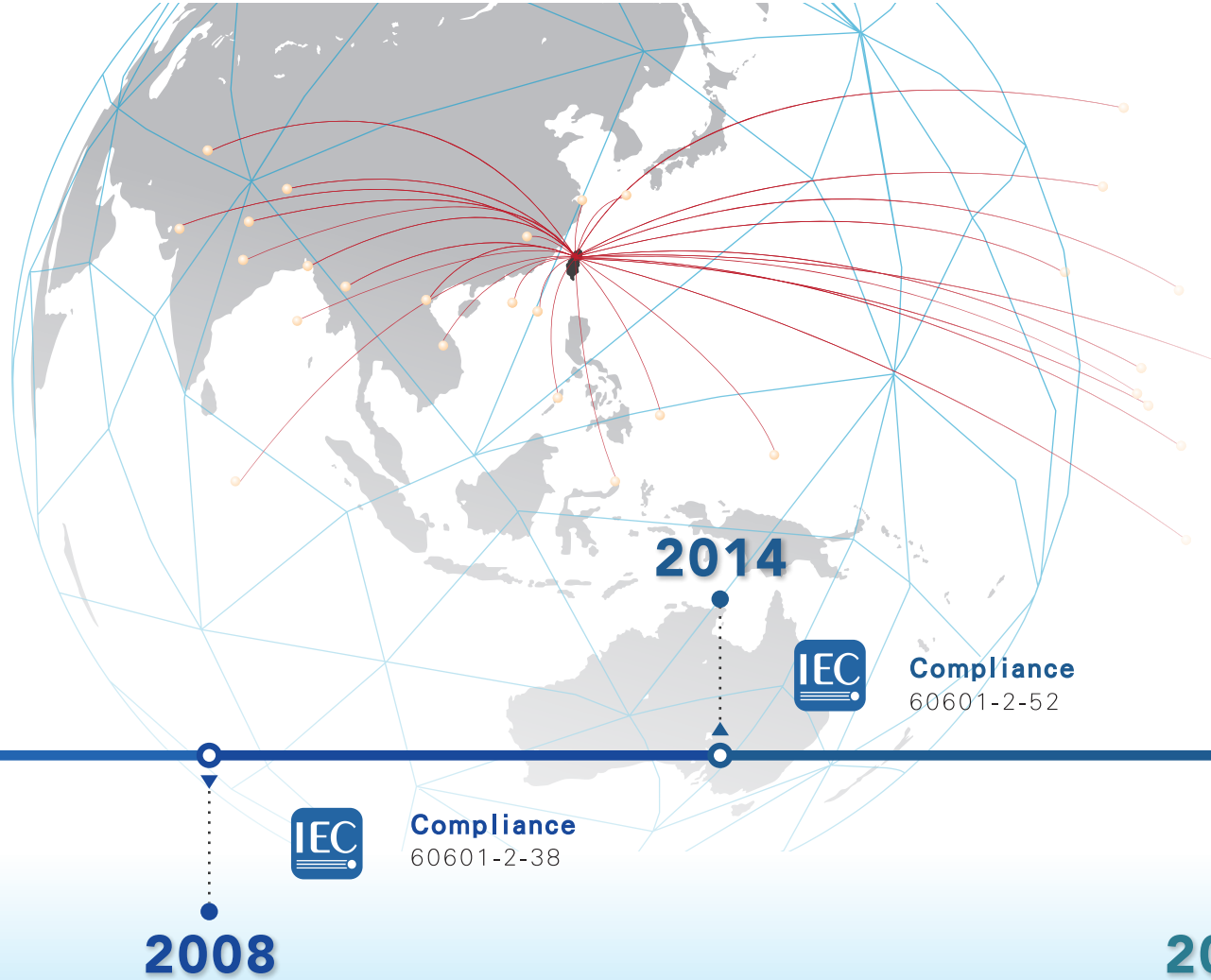


History




Established in 2000, Joson-Care Co., Ltd. is Taiwan's premier manufacturer of hospital beds and ward equipment. We uphold rigorous quality control standards to deliver exceptional accuracy, durability, and reliability, while maximizing the use of renewable resources.





So far, we have sold our products to more than 40 countries. Such as U.S.A, Japan, France, South Korea, India, Iran, Panama, Thailand, Turkey and U.A.E.

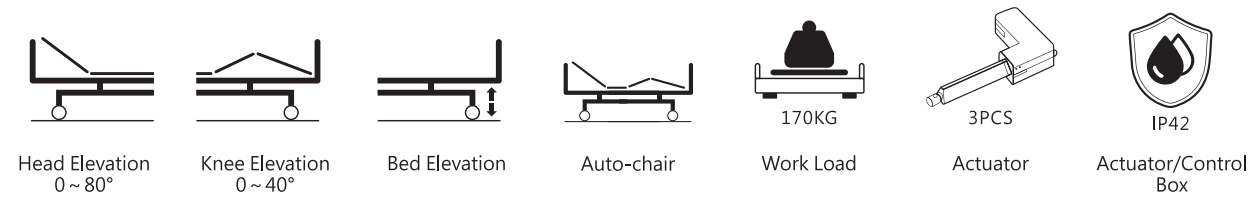
Joson-Care's manufacturing system is meticulously designed to adhere to ISO 13485 and Quality Management System (QMS) standards. This rigorous approach ensures that our processes consistently deliver high-quality products, precisely meeting and often exceeding customer expectations for safety, performance, and reliability.



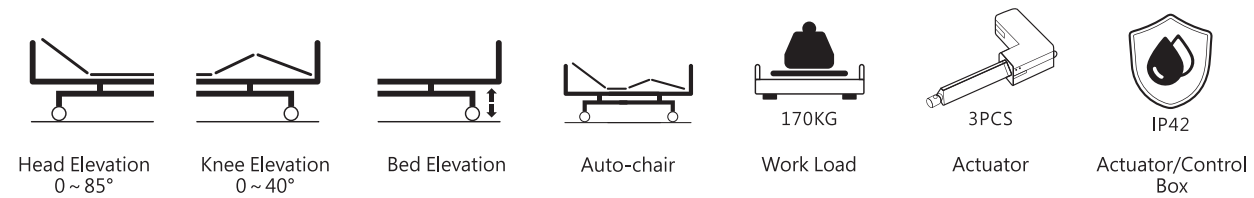
08 series



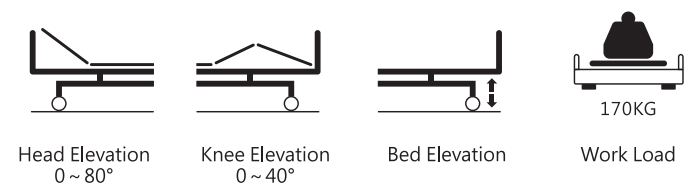
ES-08FDS



ES-08FSS

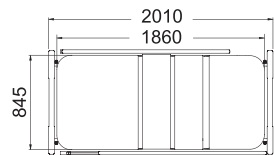


MS-08FS

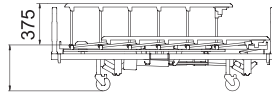


ES-08FDS


Electric Hospital Bed



4" castor
H: 420~620
5" castor
H: 430~630



unit: mm



3/4 Length Siderail



Remote Controller




Drainage Bag Hanger



Plug-in
Head/Foot Board



Dust-Proof Central Braking
Steering Module



Mattress Stopper


ES-08FSS

Electric Hospital Bed (Metal Frame)

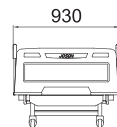
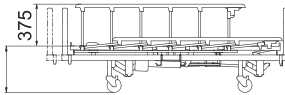


Remote Controller

3/4 Length Siderail



4" castor
H: 420~620
5" castor
H: 430~630



unit: mm



Metal Frame



Remote Controller



IV Pole Hole



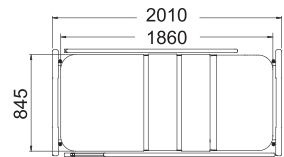
Lockable Castor



Bed-end Extension
(Option)

MS-08FS / MF-08FS

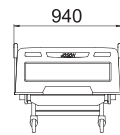
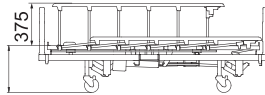
3 Manual Cranks / 2 Manual Cranks



4" castor
H: 420~620

5" castor
H: 430~630

MF-08FS H: 450



unit: mm




Manual Crank



Drainage Bag Hanger



3/4 Length Siderail



Mattress Stopper



Specification	ES-08FDS	ES-08FSS	MS-08FS	MF-08FS	Features	ES-08FDS	ES-08FSS	MS-08FS	MF-08FS
Overall bed length	L : 2010mm	L : 1960mm	L : 2010mm	L : 2010mm	Remote Controller	<input checked="" type="checkbox"/>	<input checked="" type="checkbox"/>		
Overall bed width	W : 940mm	W : 930mm	W : 940mm	W : 940mm	3/4 Length Siderail	<input checked="" type="checkbox"/>	<input checked="" type="checkbox"/>	<input checked="" type="checkbox"/>	<input checked="" type="checkbox"/>
Overall mattress base length	L : 1860mm	L : 1770mm	L : 1860mm	L : 1860mm	Dust-Proof Central Braking/Steering Module	<input type="checkbox"/>	<input type="checkbox"/>		
Overall mattress base width	W : 845mm	W : 815mm	W : 845mm	W : 845mm	Dust-Proof Lockable Castor	<input type="checkbox"/>	<input type="checkbox"/>	<input type="checkbox"/>	<input type="checkbox"/>
Overall bed height	H:420~620mm (4" castor) H:430~630mm (5" castor)	H:420~620mm (4" castor) H:430~630mm (5" castor)	H:420~620mm (4" castor) H:430~630mm (5" castor)	H : 450mm	Lockable Castor	<input checked="" type="checkbox"/>	<input checked="" type="checkbox"/>	<input checked="" type="checkbox"/>	<input checked="" type="checkbox"/>
Head Elevation	0~80°	0~85°	0~80°	0~80°	Bed-Head Extension		<input checked="" type="checkbox"/>		
Knee Elevation	0~40°	0~40°	0~40°	0~40°	IV Pole Hole	<input checked="" type="checkbox"/>	<input checked="" type="checkbox"/>	<input checked="" type="checkbox"/>	<input checked="" type="checkbox"/>
Work Load	170kg	170kg	170kg	170kg	Drainage Bag Hanger	<input checked="" type="checkbox"/>	<input checked="" type="checkbox"/>	<input checked="" type="checkbox"/>	<input checked="" type="checkbox"/>
Castor Diameter	5" or 4"	5" or 4"	5" or 4"	5"	Mattress Stopper	<input checked="" type="checkbox"/>		<input checked="" type="checkbox"/>	<input checked="" type="checkbox"/>
Actuator	3	3	Manual Crank	Manual Crank	<input checked="" type="checkbox"/> Standard <input type="checkbox"/> Option				
Volts	AC 115V/220V	AC 115V/220V	none	none					
Frequency	50/60Hz	50/60Hz	none	none					
Backup Battery	none	none	none	none					
Actuator/Control Box	IP42	IP42	none	none					
Safety Standard	none	none	none	none					

Applicable mattress size (mm)	ES-08FDS	ES-08FSS	MS-08FS	MF-08FS
	L1850xW840xH100	L1800xW810xH100	L1850xW840xH100	L1850xW840xH100

±20mm tolerance in all dimensions ±30mm in siderail width +5° -0° tolerance in angle degree



Joson-Care Enterprise Co., Ltd.

No.11, Aly. 77, Ln. 180, Hushan St., Guishan Dist., Taoyuan City 333024, Taiwan

☎ +886-3-329-0925

✉ overseas@joson-care.com.tw

🌐 www.joson-care.com

Taichung Office

1F., No. 280, Chengdu Rd., Xitun Dist.,
Taichung City 407403, Taiwan

TEL : +886-4-2316-0743

Tainan Office

No. 732, Sec. 1, Zhongzheng Rd., Rende Dist.,
Tainan City 717010, Taiwan

TEL : +886-6-266-2809



Document No.: JCQB-031
Release Date: 2024.06.01
Version: L